

特点Characteristic

- 1、50A触点切换能力
50A contact switching capability
- 2、线圈功耗低
Low coil power consumption
- 3、外形尺寸：(39×15.0×30.2) mm
Overall dimensions:(39×15.0×30.2)mm



触点参数Contact load

型号Model	WL08C
触点形式Contact form	1A(SPST(NO)), 1B(SPST(NC)), 1C(SPDT(B-M))
最大切换电流Maximum switching current	50A
最大切换电压Maximum switching voltage	440VAC
最大切换功率Maximum switching power	12500VA
触点负载 (阻性) Rated load (resistive)	50A/250VAC

性能参数Performance parameter

接触压降Voltage drop	Max 100mV	
动作时间Action time	≤20ms	
释放时间Release time	≤20ms	
绝缘电阻Insulation resistance	Min 1000MΩ (500VDC)	
介质耐压 Dielectric Strength	断开触点间 Between contacts	AC 1500VAC 50/60Hz 1min
	线圈与触点间 Between contact coils	AC 4000VAC 50/60Hz 1min
冲击 To attack	稳定性Stability	98m/s ²
	强度Strength	980m/s ²
振动Vibration	10~55Hz 双振幅1.5mm Double Amplitude	
机械寿命Mechanical endurance min	1×10 ⁶	
电气寿命Electrial edurance min	5×10 ⁴	
相对湿度Humidity	5%~85%RH	
环境温度Ambient temperature	-40°C~105°C	
重量Weight	约Approx 44.0g	

订货示例 Ordering example

	WL08C	-S	-1	12	D	B	X
继电器型号 Type							
密封型式: F-防尘式, S-塑封式 Construction: F-Flux proofed ,S-Plastic Sealed,0-Open type							
继电器触点组数: 1-1组触点 Number of Poles:1-1 group							
线圈电压: 6, 9, 12, 24VDC Coil Voltage: 6, 9, 12, 24VDC							
线圈形式: 无-单线圈, D-双线圈 Coil type: Nil-Single coil, D-Double coil							
触点形式: M-常开, 无-转换, B-常闭 Contact Arrangement: M-N/0 ,Nil-C/0 ,B-N/C							
特规参数: 根据客户要求定制 Special parameters: customized according to customer requirements							

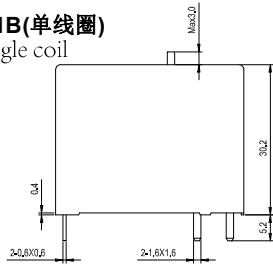
线圈参数 Coil parameters

(at 20°C)

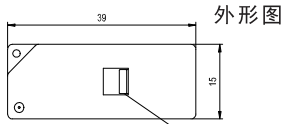
型号规格 Coil Voltage		线圈电阻 Coil Resistance	动作电压 Pick-up Voltage 额定电压的60% 60% of rated voltage	释放电压 Drop-out Voltage 额定电压的10% 10% of rated voltage	功率 Coil Power
额定 Rated	最大 Max				
VDC		Ω±10%	VDC	VDC	W
5	6.5	25	3	0.5	1
6	7.8	36	3.6	0.6	
9	11.7	81	5.4	0.9	
12	15.6	144	7.2	1.2	
24	31.2	576	14.4	2.4	
5	6.5	12.5	3	0.5	2
6	7.8	18	3.6	0.6	
9	11.7	40.5	5.4	0.9	
12	15.6	72	7.2	1.2	
24	31.2	288	14.4	2.4	

外形及安装图 Outline and installation drawing

1A/1B(单线圈)
Single coil

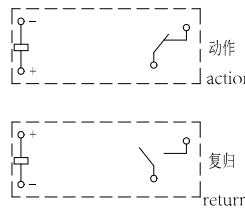


Outline Dimensions

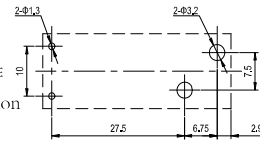


外形图

手动控制开关

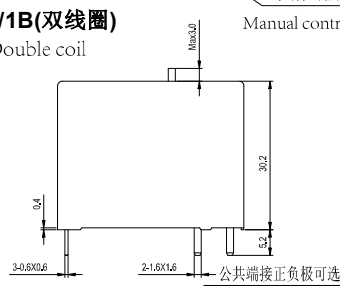


Wiring diagram (bottom view)
接线图 (底视图)

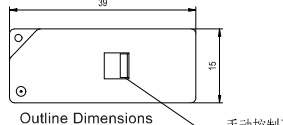


Mounting hole size (bottom view)
安装孔尺寸 (底视图)

1A/1B(双线圈)
Double coil

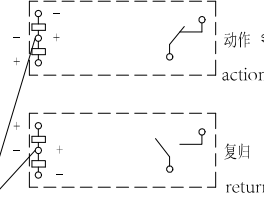


Common termination positive and negative optional

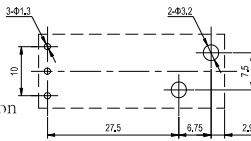


外形图

手动控制开关

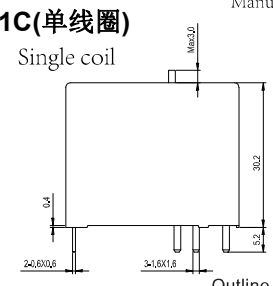


Wiring diagram (bottom view)
接线图 (底视图)

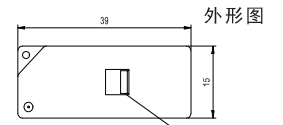


Mounting hole size (bottom view)
安装孔尺寸 (底视图)

1C(单线圈)
Single coil

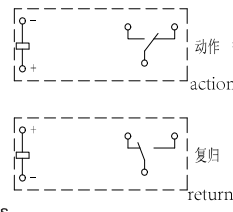


Outline Dimensions

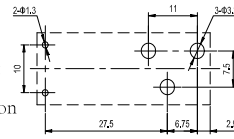


外形图

手动控制开关

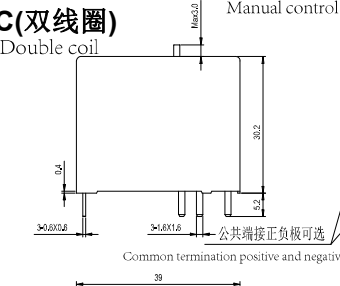


Wiring diagram (bottom view)
接线图 (底视图)

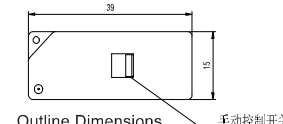


Mounting hole size (bottom view)
安装孔尺寸 (底视图)

1C(双线圈)
Double coil

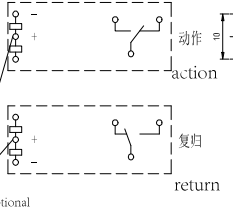


Common termination positive and negative optional

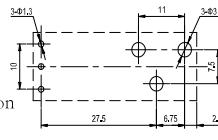


外形图

手动控制开关



Wiring diagram (bottom view)
接线图 (底视图)



Mounting hole size (bottom view)
安装孔尺寸 (底视图)